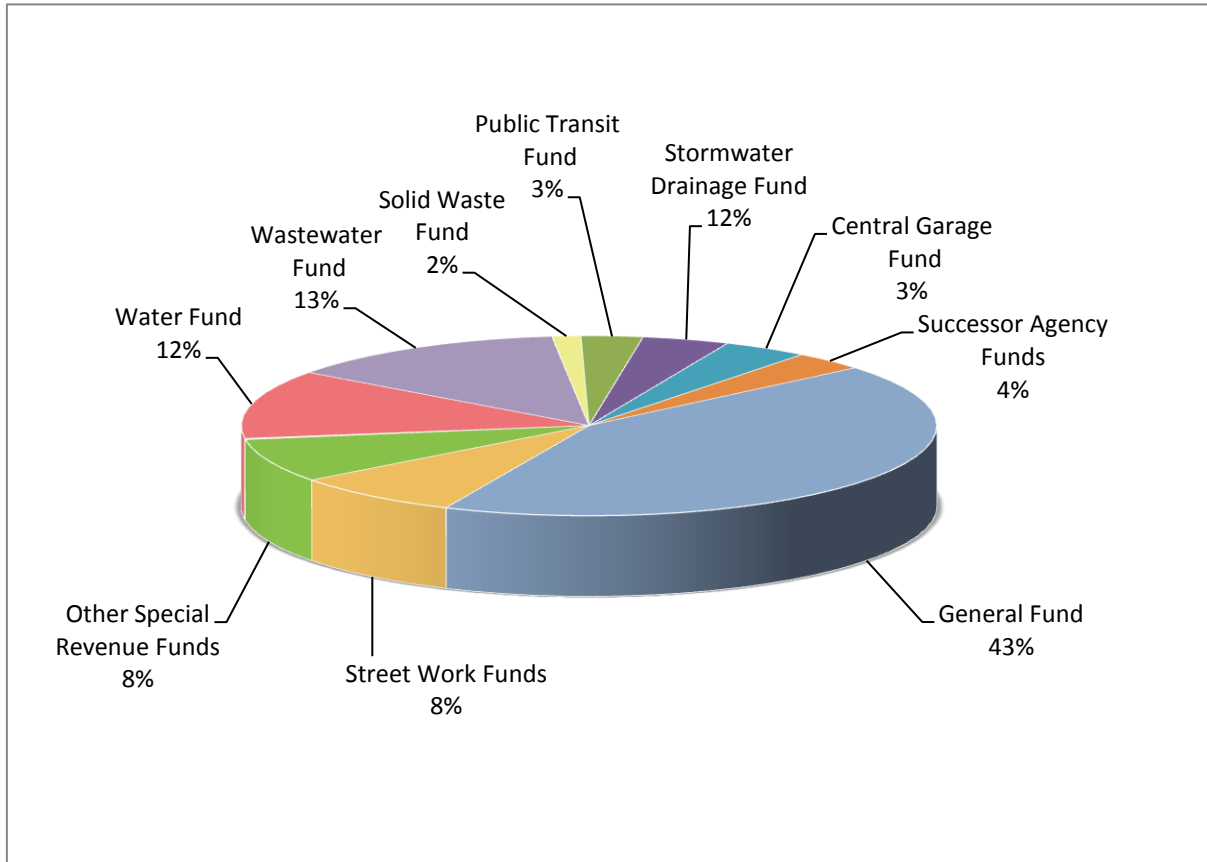


## BUDGET GRAPHICS AND SUMMARIES

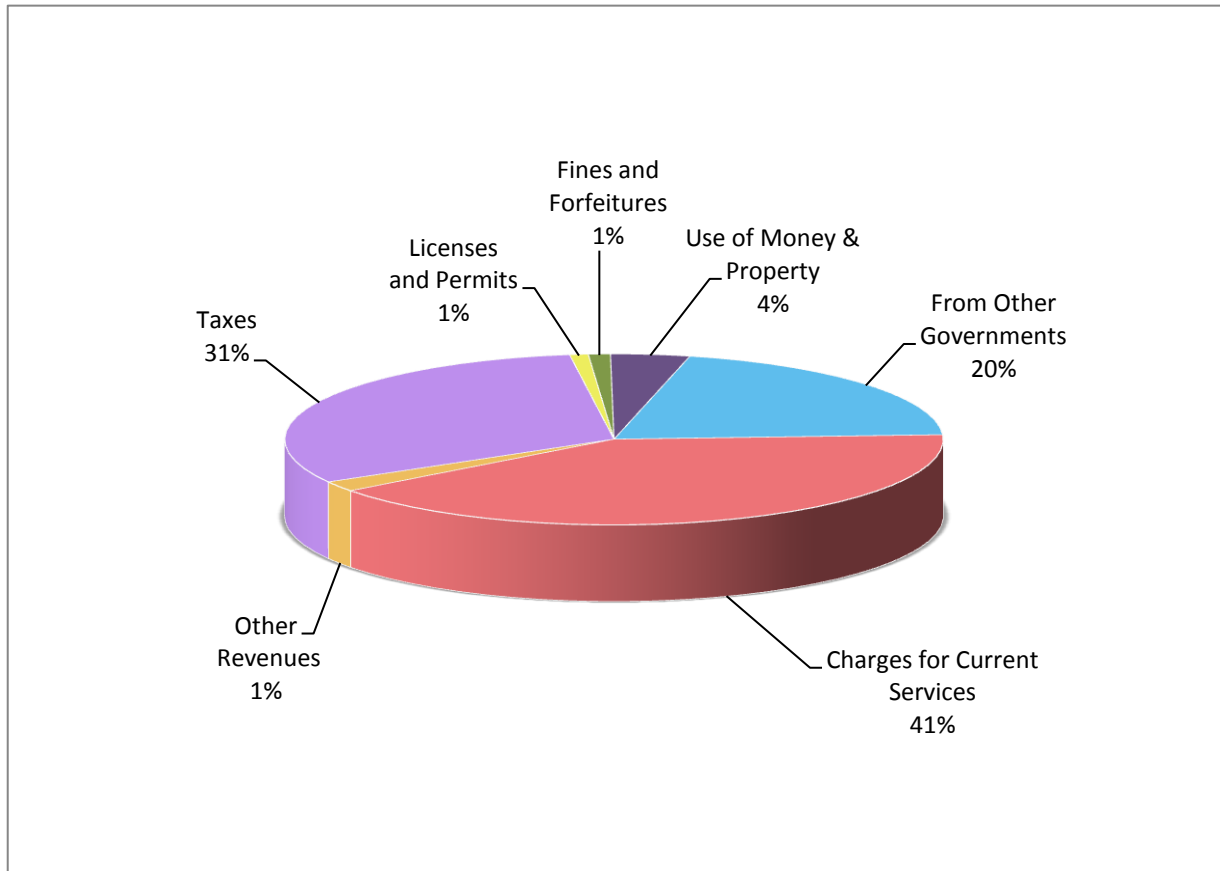
### Summary of Revenues by Fund



	<u>Actual 2011-2012</u>	<u>Actual 2012-13</u>	<u>Estimated 2013-14</u>	<u>Adopted Budget 2014-15</u>
General Fund	\$ 11,944,419	\$ 12,034,752	\$ 14,103,058	\$ 13,118,877
Street Work Funds	2,275,920	621,156	827,750	2,426,400
Other Special Revenue Funds	5,375,157	3,750,414	2,129,603	2,401,356
Capital Outlay Fund	39,669	75,794	152,000	30,500
Special Assessment Funds	31,204	31,069	32,210	32,205
Water Fund	3,099,610	3,096,766	4,287,500	3,786,150
Wastewater Fund	3,599,073	3,512,980	3,666,150	4,052,640
Solid Waste Fund	400,222	410,261	382,000	407,200
Public Transit Fund	927,024	996,645	837,100	878,525
Stormwater Drainage Fund	1,128,561	842,543	1,071,967	1,238,898
Central Garage Fund	875,879	458,203	1,011,565	1,213,291
RDA / Successor Agency Funds	1,468,366	1,126,158	1,105,500	1,038,100
<b>Total</b>	<b><u>\$ 31,165,103</u></b>	<b><u>\$ 26,956,743</u></b>	<b><u>\$ 29,606,403</u></b>	<b><u>\$ 30,624,142</u></b>

## BUDGET GRAPHICS AND SUMMARIES

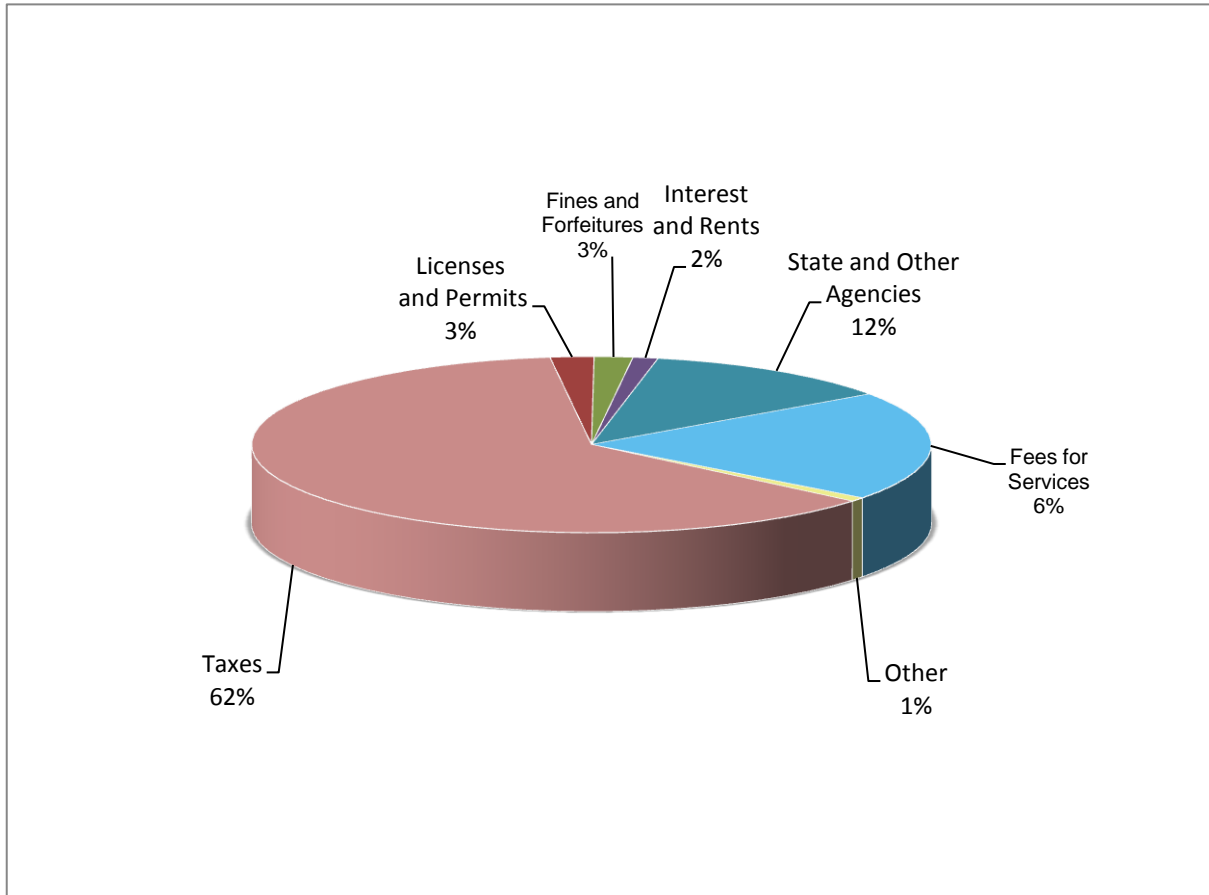
### Summary of Total Revenue by Type



	<u>Actual 2011-2012</u>	<u>Actual 2012-13</u>	<u>Estimated 2013-14</u>	<u>Adopted Budget 2014-15</u>
Taxes	\$ 8,983,491	\$ 8,670,661	\$ 10,026,250	\$ 9,547,385
Licenses and Permits	218,374	220,529	254,850	278,300
Fines and Forfeitures	306,073	339,236	325,000	330,000
Use of Money & Property	1,148,089	2,809,319	1,125,945	1,187,190
From Other Governments	9,529,977	4,211,219	5,496,317	6,267,998
Charges for Current Services	10,266,678	9,904,909	11,542,141	12,414,544
Other Revenues	712,421	800,871	835,900	598,725
<b>Total</b>	<b><u>\$ 31,165,103</u></b>	<b><u>\$ 26,956,743</u></b>	<b><u>\$ 29,606,403</u></b>	<b><u>\$ 30,624,142</u></b>

## BUDGET GRAPHICS AND SUMMARIES

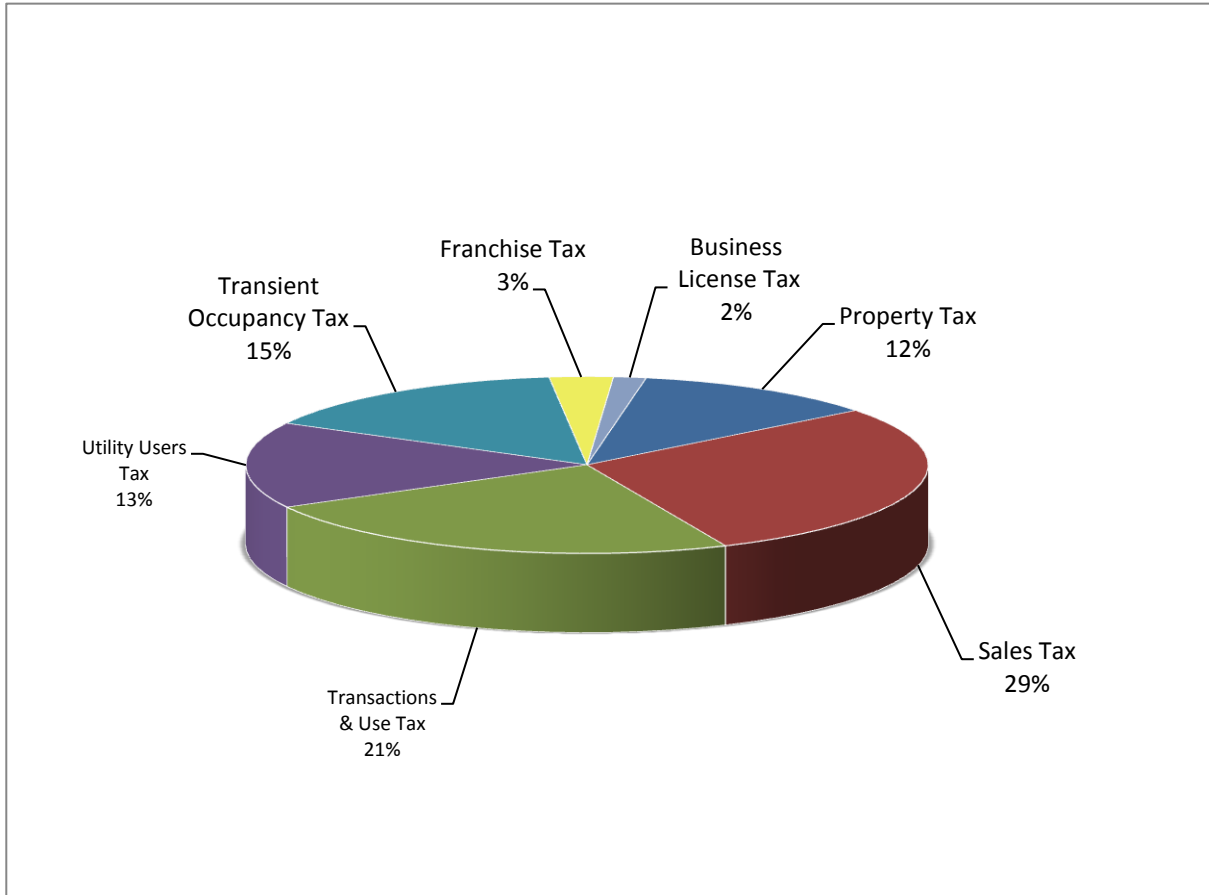
### General Fund Revenues by Type



	<u>Actual 2011-2012</u>	<u>Actual 2012-13</u>	<u>Estimated 2013-14</u>	<u>Adopted Budget 2014-15</u>
Taxes	\$ 7,126,293	\$ 7,299,514	\$ 8,698,000	\$ 8,125,535
Licenses and Permits	210,710	214,221	249,500	271,900
Fines and Forfeits	235,603	240,178	250,000	240,000
Interest and Rents	174,467	153,849	190,000	156,000
State and Other Agencies	1,791,913	1,656,807	1,641,600	1,588,000
Fees for Services	2,144,803	2,196,010	2,740,558	2,638,642
Other	260,629	274,174	333,400	98,800
	<u>\$ 11,944,419</u>	<u>\$ 12,034,752</u>	<u>\$ 14,103,058</u>	<u>\$ 13,118,877</u>

## BUDGET GRAPHICS AND SUMMARIES

### General Fund Revenues From Taxes



	<u>Actual 2011-2012</u>	<u>Actual 2012-13</u>	<u>Estimated 2013-14</u>	<u>Adopted Budget 2014-15</u>
Property Tax	\$ 678,046	\$ 1,000,804	\$ 1,080,000	\$ 947,535
Sales Tax	2,123,258	2,292,782	2,400,000	2,350,000
Transactions & Use Tax	2,070,143	1,594,107	1,875,000	1,925,000
Utility Users Tax	856,012	854,856	1,900,000	1,280,000
Transient Occupancy Tax	1,037,968	1,194,518	1,078,000	1,253,000
Franchise Tax	239,972	240,510	240,000	245,000
Business License Tax	120,892	121,938	125,000	125,000
	<u>\$ 7,126,293</u>	<u>\$ 7,299,514</u>	<u>\$ 8,698,000</u>	<u>\$ 8,125,535</u>